H77X型对夹蝶型止回阀
Wafer Type Butterfly Check Valve

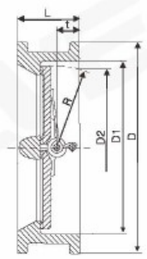

EH系列 Series EH

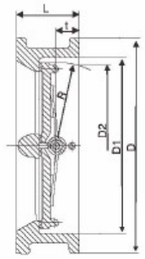

AH系列 Series AH

性能参数 Performance parameter

公称通径 Nominal diameter	40–700mm
公称压力 Nominal pressure	1.0–2.5MPa
适用介质 Applicable medium	淡水、污水、海水、空气、蒸汽、食品、药品、各种油类、酸料 Freshwater, sewage, seawater, air, steam, food, medicine, various oils, acids
适用温度 proper temperature	–15≤150 ℃

零件名称 Part Name	材料 material		
	EH、AH	BH	MH
阀体 Valve body	灰铸铁、球墨铸铁 Gray cast iron, ductile cast iron WCB、CF8、CF8M、铝青铜 Aluminum bronze	灰铸铁、球墨铸铁 Gray cast iron, ductile cast iron WCB、CF8、CF8M、铝青铜 Aluminum bronze	WCB CF8 CF8M 铝青铜 Aluminum bronze
阀座 Valve seat	丁腈橡胶、乙丙橡胶、氟橡胶 NBR, PEDM, FR	球墨铸铁衬橡胶 Ductile iron lined rubber	丁腈橡胶、乙丙橡胶、氟橡胶 NBR, PEDM, FR
阀板 Valve plate	球墨铸铁 铝青铜 Nodular cast iron CF8 CF8M	球墨铸铁 铝青铜 CF8 CF8M	WCB CF8 CF8M 铝青铜 Aluminum bronze
转轴 Shaft	不锈钢 Stainless steel 304/316	304/316	WCB CF8 CF8M 铝青铜 Aluminum bronze
弹簧 spring	304		–

主要连接外型尺寸 Main connection size

公称通径 Nominal diameter DN(mm)	NPS(inch)	D	D1	D2	L	R	t	总重(kg) weight
40	1.5"	92	65	43.3	43	28.8	19	1.5
50	2'	107	65	43.3	43	28.8	19	1.5
65	2 1/2"	127	80	60.2	46	36.1	20	2.4
80	3'	142	94	66.4	64	43.4	28	3.6
100	4'	162	117	90.8	64	52.8	27	5.7
125	5'	192	145	116.9	70	65.7	30	7.3
150	6'	218	170	144.6	76	78.6	31	9.0
200	8'	273	224	198.2	89	104.4	33	17
250	10"	328	265	233.7	114	127	50	26
300	12"	378	310	283.9	114	148.3	43	42
350	14"	438	360	332.9	127	172.4	45	55
400	16"	489	410	381.0	140	197.4	52	75
450	18"	539	450	419.9	152	217.8	58	101
500	20"	594	505	467.8	152	241	58	111
600	24"	690	624	572.6	178	295.4	73	172
700	28"	800	720	680	229	354	98	219

注：如需要PN1.6MPa产品请与工厂联系。 Note: if you need PN1.6MPa products, please contact the factory.

全包胶系列对夹止回阀
Fully Rubber Coated Wafer Check Valve Series

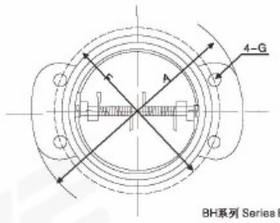

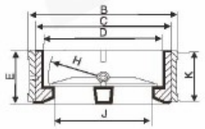

BH系列 Series BH

主要连接外型尺寸 Main connection size

公称通径 Nominal diameter DN(mm)	NPS(inch)	A	B	C	D	E	F	G	H	J	K	总重(kg) weight
50.00	2"	159.00	101.60	84.14	66.68	52.39	120.65	19.05	28.45	47.63	53.98	2.30
65.00	2 1/2'	178.00	120.65	98.43	79.38	52.39	139.70	19.05	36.51	58.74	53.98	2.80
80.00	3"	191.00	133.35	115.89	92.08	52.39	152.40	19.05	41.28	96.85	53.98	3.70
100.00	4"	235.00	171.45	142.88	117.48	61.91	190.50	19.05	53.98	97.31	63.50	6.80
125.00	5"	270.00	193.68	171.45	144.46	65.02	215.90	22.35	67.47	112.71	66.68	9.10
150.00	6"	305.00	222.25	200.03	171.45	77.79	241.30	22.35	80.17	141.29	79.38	11.80
200.00	8"	368.00	269.88	254.00	222.25	96.84	298.45	22.35	105.57	192.09	98.43	19.50
250.00	10"	429.00	336.55	307.98	276.23	100.01	361.95	25.40	130.18	230.19	101.60	26.40
300.00	12"	495.00	464.0	365.13	327.03	128.59	431.80	25.40	158.75	274.64	130.18	45.40
350.00	14"	572.00	447.68	396.88	358.78	177.80	476.25	28.45	171.45	306.39	180.98	61.30
400.00	16"	632.00	511.18	450.85	409.58	158.75	539.75	28.45	196.85	355.60	161.93	77.20
450.00	18"	641.00	546.10	508.00	460.37	180.97	577.85	31.75	222.25	406.14	184.15	100.00
500.00	20"	699.00	596.90	555.62	511.17	212.72	635.00	31.75	247.65	469.90	215.90	130.00

注：该系列阀门可按国标生产。 Note: the series of valves can be produced according to the national standard.

最小开启压力 AH、BH、EH系列 Minimum opening pressure AH, BH, EH series

- AH、BH、EH系列水平安装最小开启压力约为0.03bar。
- AH、BH、EH垂直安装最小开启压力约为0.1bar。
- MH系列最小开启压力约为0.05bar。

- AH, BH, EH series of horizontal installation of the minimum opening pressure is about 0.03bar.
- AH, BH, EH vertical installation of the minimum opening pressure is about 0.1bar.
- MH series minimum opening pressure is about 0.05bar.

A 阀体 A valve body：
符合ASME B16.1标准法兰管道的连接尺寸。
Meet B16.1 ASME standard flange pipe connection dimensions.

B 阀座 B valve seat：
承担全部压力，橡胶内衬防止介质与阀体接触。
Bear all the pressure, rubber lining to prevent contact with the valve body.

C 轴端紧固螺钉 C shaft end fastening screw：
有效防止轴窜动，避免阀门工作失效及轴端泄露。
Effectively prevent the shaft from moving, to avoid the valve failure and shaft end leakage.

D 止动垫 D stop pad：
由阀衬(2"~12")或316不锈钢(14"~20")材料制成。
Made of the valve lining (2 "~12") or 316 stainless steel (14 "~20") material.

E 阀板 E valve plate：
采用对偶板和两个扭力弹簧的组合设计，可使阀板自行速闭，消防水锤。
The combination of the dual plate and the two torsion springs can make the valve plate automatically closed, and the fire fighting water hammer can be used.
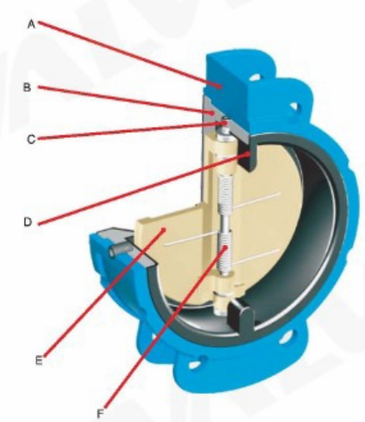
F 弹簧 F spring:
使用双弹簧，将负载力均匀的分散到每块阀板，使得介质回流时能迅速关闭阀门。
Using a double spring, the load force evenly distributed to each block valve plate, so that the media can quickly turn off the valve when the backflow.