

# Verderflex Rapide R2S



VERDERFLEX®

## Verderflex Rapide R2S Specifications

Standard Speeds	68, 118, 158 & 220 RPM
Control	Inverter Optional
Multi-channel	Up to 4 channels (when factory built)
Voltage	230/400V 50Hz (Single Phase Available to special order)
Installed Motor Power	0.37 kW 50Hz
Protection Class	IP55
Standard Tube Options	Verderprene, Silicone
Tube Size	3.2 x 2.4 mm, 4.8 x 2.4 mm, 8.0 x 2.4 mm
Weight	15.5 kg

## Flow Rates

Tube	RPM	Flow ml/min	Flow l/hr
3.2 x 2.4	68	113	6.8
3.2 x 2.4	118	188	11.3
3.2 x 2.4	158	251	15.1
3.2 x 2.4	220	360	21.6
4.8 x 2.4	68	204	12.2
4.8 x 2.4	118	375	22.5
4.8 x 2.4	158	471	28.3
4.8 x 2.4	220	670	40.2
6.4 x 2.4	68	340	20.4
6.4 x 2.4	118	543	32.6
6.4 x 2.4	158	712	42.7
6.4 x 2.4	220	1020	61.2
8.0 x 2.4	68	476	28.6
8.0 x 2.4	118	856	51.4
8.0 x 2.4	158	1130	67.8
8.0 x 2.4	220	1560	93.6

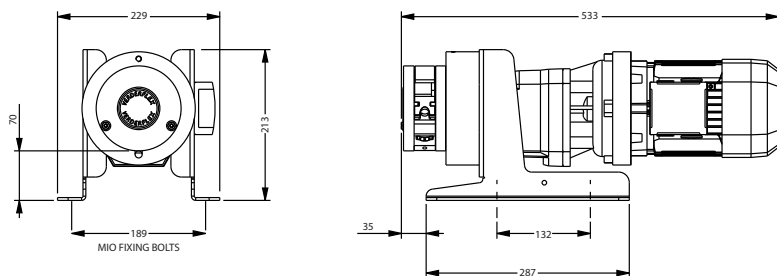
*\*actual speed and flow rates may vary depending on motor speeds, the medium being pumped and the actual application setup*

Nominal pump speed based on 50Hz operation

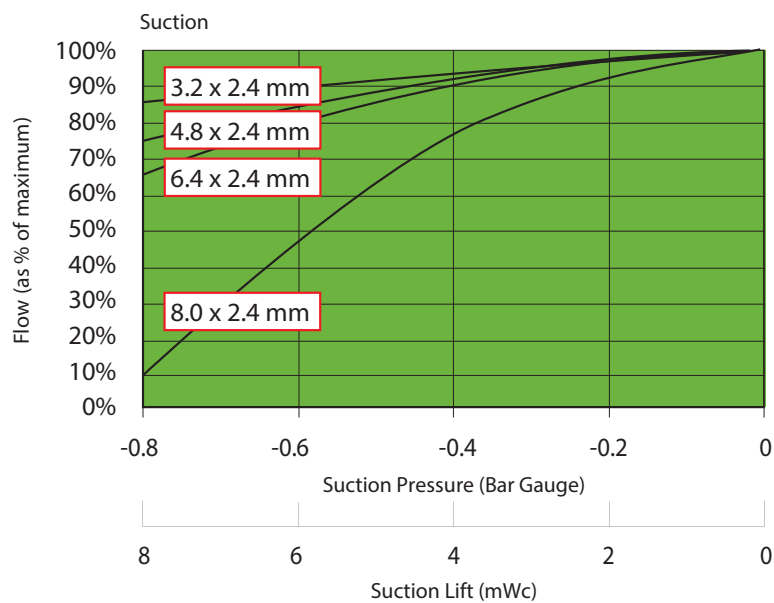
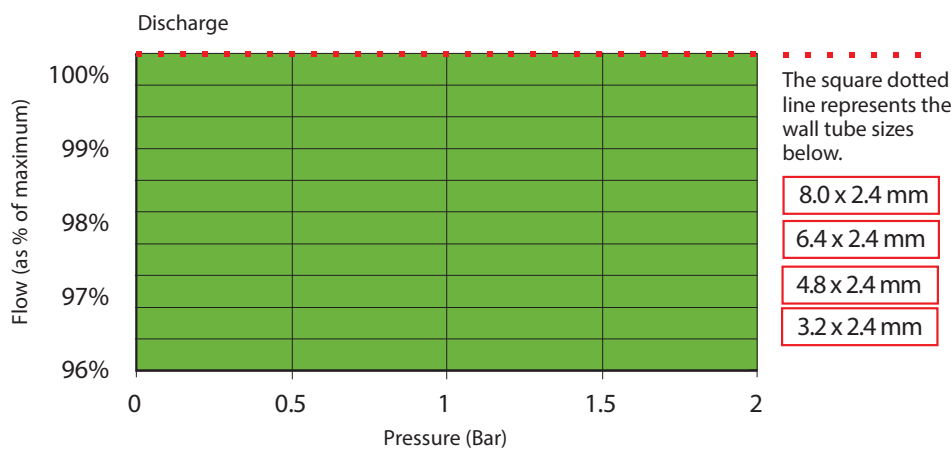
Flows are typical and were measured with water at 20°C with no suction lift or discharge pressure. Actual flows will vary according to suction conditions, discharge pressure, tube material and production tolerances.



# Verderflex Rapide R2S



All dimensions are in mm.  
All dimensions and weights are for guidance only.



Find your local supplier  
at [www.verderflex.com](http://www.verderflex.com)

For construction installation and floor mounting drawings  
please contact your local authorised Verderflex® distributor.

**VERDER**  
passion for pumps