

# FLOW-TROUGH PROBE HOLDER

## PRO-HC1 E PRO-HC2

Data  
Sheet

### DESCRIPTION

Flow-trough probe holder for analysis electrode for industrial processes

### GENERAL FEATURES

Plexiglass body

Suitable for:






pH / Redox electrodes PRO-Ph/Redox series  $\varnothing$  12 with 1 / 2" probe holder

Temperature probe PT 100 PRO-PT100S and PRO-PT100S2 series

Connections: male 1/2" fitting

Max temperature 50°C

Max pressure 5 bar

MODEL	DESCRIPTION	IN / OUT connection	CODE	PICTURE
PRO-H1	probe holder with 5" 50 micron washable net filter and in / out fittings	4 X 6 mm	11.100.023	
		8 X 12 mm	11.100.170	
PRO-H1C	probe holder with 5" 50 micron washable net filter and in / out fittings with wall mounting bracket	4 X 6 mm	11.100.148	
		8 X 12 mm	11.100.208	
PRO-H2	<b>PRO-H2:</b> 50 $\mu$ /double pro-hold with filter 5" 50 $\mu$ for two probes	4 X 6 mm	11.100.070	
		8 X 12 mm	11.100.152	
PRO-H2C	<b>PRO-H2C:</b> 50 $\mu$ /double pro-hold with filter 5" 50 $\mu$ for two probes with wall mounting bracket	4 X 6 mm	11.100.149	
		8 X 12 mm	11.100.209	
PRO-H2CR	<b>PRO-H2C-R:</b> 50 $\mu$ /double pro-hold with filter 5" 50 $\mu$ for two probes with wall mounting bracket and sampling tap	4 X 6 mm	11.100.061	
		8 X 12 mm	11.100.151	

---

# FLOW-TROUGH PROBE HOLDER

---

## PRO-HC1 E PRO-HC2

Data  
Sheet

### DIMENSIONS

